

---

# How to create a Vision Board

WITH

*Pastor Penge*

---

Just as God gave Kenneth Copeland a vision that has impacted generations, He has a vision for your life, too. In the Word, Habakkuk was instructed to “write the vision and make it plain on tablets, that he may run who reads it” (Habakkuk 2:2, NKJV).

One of the ways you can see God’s manifest power and great change in your life is by getting crystal clear on your vision and writing it down, so you see it every day.

A recent study at Virginia Tech revealed that 80% of Americans didn’t have goals for their future. Another 16% had goals, but had never written them down. When you write down your vision and make it plain, you set yourself apart from the crowd...because you can now “run” with it!

A proven way to do that is by creating a vision board.

## What Is A Vision Board?

A vision board is a collection of images, words or objects that represents the dreams and goals you have for your life. Not just the simple ones, either, but also those that may seem impossible right now. It’s a representation of the life you’ve always wanted to live. As a born-again believer, your dreams and visions are quite often placed inside you by God Himself—they are His will for your life (Psalm 37:4).

Having a vision for the future is imperative to accomplishing that vision...because if you don’t have a vision of where you want to go, you likely won’t go anywhere.

It's time to get a vision for this year by creating a personal vision board for your life and ministry, so you can get on track to living the life you've always wanted. Here's how to start:

## 1. Identify Your Vision

The first thing to do is to identify your vision—with specifics. You may have a vision to become debt free, serve more in your church, give more to causes that are important to you, buy a house, write a book, get healthy, take dance lessons...the list of dreams can be as varied as the people who dream them.

This step might be difficult at first. Some people haven't allowed themselves to dream for so long, it can be challenging. If this is you, spend some time praying and seeking the Lord about what He's planned for your life. God's Word is a wonderful place to help you find many promises about His plan for you. Give yourself permission to dream with God.

Kenneth Copeland says that Faith Life Church, pastored by Keith Moore, is one of the most successful congregations he's ever seen—and he attributes it to this:

"This congregation uses a vision board. Do you have a vision board? You should."

One thing this congregation puts on their vision board annually is to pay the entire budget of the KCM Branson Victory Campaign. And they've accomplished this vision every year. By writing the vision, looking at it, praying and believing God, they accomplish great things. That's what a personal vision board will do for you.

Kenneth has a vision board himself. He emphasizes that Scripture warns us that "where there is no vision, the people perish" (Proverbs 29:18, *KJV*). Of this verse, he says, "That's talking about Bible hope. That vision begins to grow inside you. Not just any wild imagination... promises that cover your situation."

Having vision and purpose gives you something to look forward to—something to reach for. But as long as your vision is impaired, or you can't see it, you're going to stay in the same place.

When you create your vision board, you give yourself permission to dream, and it allows you to get crystal clear about what you want in life. Of course, you want to make sure your dreams line up with God's Word. If you're not sure, check out: [3 Ways to Know if the Desires of Your Heart are God's Will.](#)

Terri Savelle Foy, Jerry Savelle's daughter and well-known vision board expert, offers this advice: "Ask yourself how you want this year to end. Imagine it's Dec. 31, and you say, 'This has been the most amazing year of my life.' What needs to happen for you to say that about this year?"

Proverbs 23:7 says that as a man thinks in his heart, so is he. Whatever you think about and dream about, that's what you will become. How do you want this coming year to look?

<https://www.youtube.com/watch?v=7ytYDonanDU>

## 2. Write Your Vision Down

Once you know what would make this the most amazing year of your life, the next step is to write it down. It could be healing, a new car, a promotion, travel, an increase in your salary, a ministry, a family. You'll likely have a list! Include your goals—both short- and long-term—and look for scriptures that confirm and support your dreams.

Then, you'll be ready to create your vision board. How the board looks will be personalized to your taste. You may have a small corkboard on your desk or a large board hanging on a wall. It could be a laminated sheet in your Bible; a notebook full of pages you can flip through; or a fancy, crafty display in a room in your house. You may even have a pocket-sized version you carry everywhere with you.

Gloria Copeland had a vision board long before vision-boarding became popular. When she and Kenneth were first married, she had the dream of living in what she considered to be the perfect home for their family. She had written her dream down on a list of goals she had for the year.

Then, she got to work. Every time she came across a picture in a magazine that had an element of the house she desired, she'd cut it out and put it in a binder. She also collected fabric samples and furniture ideas, and sketched architectural plans on graph paper. Every now and then, she would pull out all her dreams and visions about the house, and she would spread them out all over the dining room table. It kept growing and growing!

After doing this for years and years, one day God answered, and Gloria got her dream home. She and Kenneth still live there today!

Had it not been for Gloria's determination and vision, her dream would never have been realized. But she didn't just wish for it, she had Bible hope, and kept that hope alive through her vision board.

So don't delay! Grab a pen and paper and make a list of your dreams and goals. Don't be embarrassed or ashamed, and certainly don't think small. Pour out your heart on the page. You may even surprise yourself!

Then get to work creating a vision board.

## 3. Assign a Time Frame to Your Visions

As you create your vision board, don't just put down goals without attaching a time frame to them. Habakkuk 2:3 says, "The vision is yet for an appointed time" (KJV), so appoint a specific day or time for your dreams. For example, rather than just saying, "I will lose 25 pounds," say, "I will lose 25 pounds by May 15."

As you work on creating your board, prepare to hear the Lord speak to you. When you set a goal, the first thing He's going to do is some fine-tuning in your life that will expedite your journey to your dreams. He'll give you exclusive insights into where to go and what to do,

and He'll also correct your character to keep you in line for a blessing.

Also, be prepared to sow a seed toward your dreams. Terri Savelle Foy says, "Every dream begins with a seed." If you're seeking a promotion, God may ask you to sow into someone else's success and promotion first. Whatever it is—do it!

Then...wait with faith and patience.

The *Contemporary English Version* of Habakkuk 2:2-3 says, "Then the LORD told me: 'I will give you my message in the form of a vision. Write it clearly enough to be read at a glance. At the time I have decided, my words will come true. You can trust what I say about the future. It may take a long time, but keep on waiting, and it will happen!'"

#### **4. Keep Your Vision Board Before Your Eyes**

Out of sight, out mind, right? So, whatever you do, keep your vision before your eyes so you can run with it!

Place your vision board in a place where you'll see it every day. Here are some ideas:

- On your desk
- On your refrigerator
- On your nightstand
- In your Bible
- On a wall where you'll see it daily.

Look at your vision board every day. Pray over it, and believe God for your dreams to come to pass. Thank Him in advance!

For how long?

As long as it takes. Don't ever lay down your faith.

While you're waiting, be sure you keep your words in line with your goals. Don't speak against them! And pursue God with everything in you—He is the key to your success, after all.

You can create a personal vision board and see your dreams come true. Don't get stuck in neutral this year. Put your goals in front of you and go after them. You can live your dreams!



KENNETH COPELAND  
MINISTRIES



As you create your board, work to keep it neat and simple, rather than allowing it to get cluttered or chaotic. Your goals should bring feelings of excitement and joy, not chaos.

Be sure to take time to review your board every day—particularly when you wake up and before you go to bed. See yourself living out your dreams and goals.

- Pray over them
- Speak them out loud
- Thank God for helping you accomplish them

Happy dreaming! 

## Vision Board Supply

**✓CHECK  
LIST**



So, you've decided to make a vision board. Good thinking! God's Word is clear: Where there is no clear vision, people wander astray (Proverbs 29:18).

Plus, visualization is something Olympic athletes and award-winning actors have used to achieve success for years. Now, you can do the same in your own life.

Your vision board will help you set goals (we usually think too small!) and see yourself living out your dreams. God never has small plans for His people, and we don't want to get caught one day in heaven having to watch a movie of what our lives were supposed to look like!



# Vision Board

So, follow this vision board supply checklist to get started, and let's get dreaming!

1. Brainstorm your dreams, visions, goals.



2. Write them down in a journal or notebook



3. Collect pictures, objects and words to represent each goal.

(Check out Pinterest for vision board layouts)

You can use words to represent a goal, such as Debt Free, and you can also include inspiring words like Courage or Faith.



4. Hit a craft store to gather supplies. The following are some suggestions:

- A corkboard, pushpin board or poster board as the main frame for your work
- Magazines to find images or wording to cut out
- Double-sided tape
- Glue sticks
- Pushpins
- Decorative letters, ribbons or other items
- Scissors
- Images printed from the internet
- A picture of yourself within the goals
- Anything else to help you bring your goals to life.

KCM CANADA



5. Add embellishments, if you like, to decorate and personalize your board. Make it something you want to look at every day!

6. Hang it where you'll see it daily. Keep it in a private place, if you like. Some suggestions include:

- On a desk
- In a planner
- On the inside of a cabinet
- Under a car visor
- On a wall
- On a nightstand.





# MY VISION

“WRITE THE VISION AND MAKE IT PLAIN”

HABAKKUK 2:2

## PROFESSIONAL VISION:

1. \_\_\_\_\_
2. \_\_\_\_\_
3. \_\_\_\_\_
4. \_\_\_\_\_
5. \_\_\_\_\_
6. \_\_\_\_\_

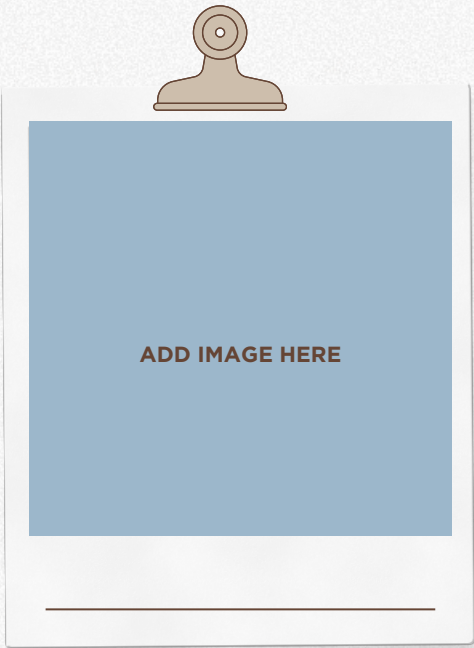
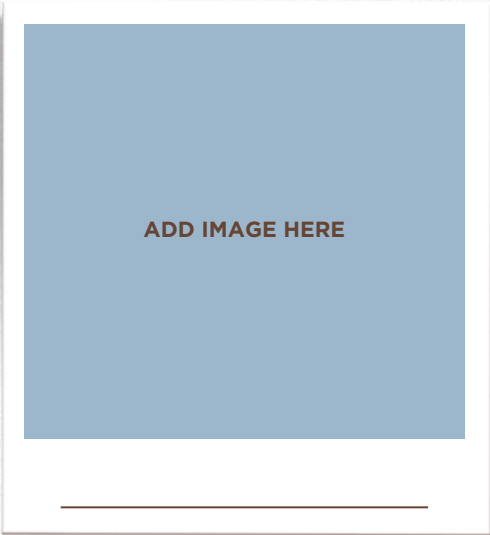

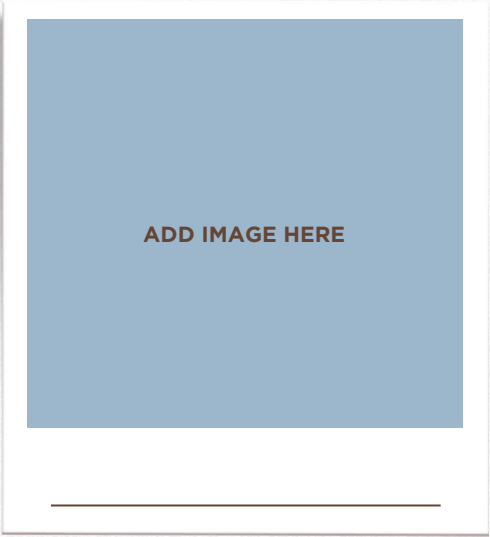
## PERSONAL VISION:

1. \_\_\_\_\_
2. \_\_\_\_\_
3. \_\_\_\_\_
4. \_\_\_\_\_
5. \_\_\_\_\_
6. \_\_\_\_\_

## SPIRITUAL VISION:

1. \_\_\_\_\_
2. \_\_\_\_\_
3. \_\_\_\_\_
4. \_\_\_\_\_
5. \_\_\_\_\_
6. \_\_\_\_\_





# MY VISION

